

In 2020, for the first time, UNCTs self-reported on their progress on Youth2030 in the United Nations Sustainable Development Group Information Management System (UNSDG IMS)*.

How to read the Youth2030 Global Snapshot?



The snapshot aggregates the self-reported progress by UNCTs in 2020



FOR Youth



WITH Youth

UNCTs reported on their work FOR and WITH youth across 20 Key Performance Indicators (KPIs)



20 KPIs yielded 27 scores

20 KPIs are organized in 5 categories

27 scores

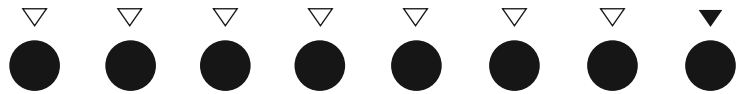
are distributed across 5 categories

Captures how the UNCTs support action FOR and WITH youth

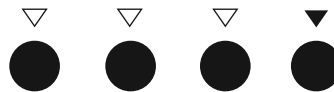
UNCTs, youth, COVID response and recovery



UNCT support to Governments on youth and SDGs

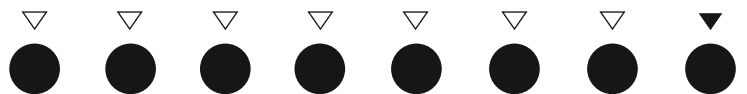


UNCTs, youth-led solutions, Knowledge Exchange, Communication and Advocacy

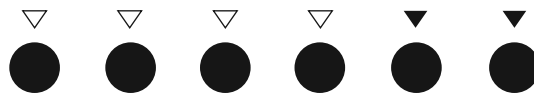


Outlines how UNCTs are internally organized to deliver FOR and WITH youth

Youth focus in UN Sustainable Development Cooperation Frameworks



UNCT leadership, culture, architecture, and capacities for youth



In the following pages, the scores are presented as donuts, indicating the number of UNCTs at milestone, moving forward, and getting ready



No. of UNCTs At Milestone



No. of UNCTs Moving Forward



No. of UNCTs Getting Ready

Details of 20 KPIs with scoring criteria and thresholds are described in the Youth2030 UNCT Scorecard [↗](#)

*Scores calculated based on data as of 18 January 2021.

How to read: ▽ FOR Youth ▼ WITH Youth ● No. of UNCTs At Milestone ● No. of UNCTs Moving Forward ● No. of UNCTs Getting Ready

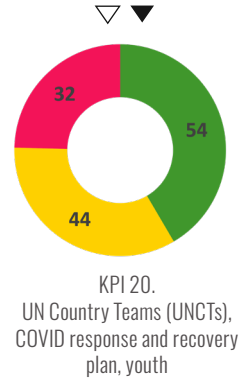
UNCTs, youth, COVID response and recovery

How to Read:

- ▽ ▼ UNCT action on youth and COVID was across 10 areas: "Leave No Youth Behind", Policy support, Data, Public finance, Mainstreaming youth engagement in design, monitoring and review of national response, Investments in youth-led solutions for COVID, Advocacy and Communication, Knowledge Exchange, Updating UNCT work plans to respond to youth in COVID and UNCT commitment to meaningful youth engagement in COVID response.

✔ Self-Reported Progress by UNCTs

- 80%* UNCTs included youth in their actions on COVID-19 response and recovery
- **Top areas supported:**
 - Policy support (95%)
 - "Leave No Youth Behind" (95%)
 - Data availability and quality (75%)
 - Investments in youth-led solutions for COVID (75%)
- **Top performing UNCTs:** Africa (12): Angola, Benin, Cameroon, Ethiopia, Gabon, Gambia, Guinea-Bissau, Mali, Rwanda, Sao Tome and Principe, South Africa, Togo Arab States (1): Jordan Asia Pacific (5): Bangladesh, Bhutan, Fiji, India, Lao People's Democratic Republic Europe and Central Asia (6): Albania, Kosovo***, North Macedonia, Turkmenistan, Ukraine, Uzbekistan Latin America and the Caribbean (2) : Guatemala, Trinidad and Tobago



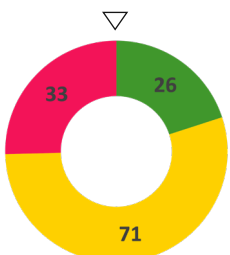
UNCT support to Governments on youth and SDGs

How to Read:

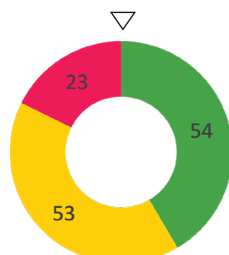
- ▽ UNCTs reported on their support FOR youth across 7 areas:
 - "Leave No Youth Behind"
 - Policy alignment
 - Policy coherence
 - Public finance
 - Disaggregated data
 - Engaging youth in design, monitoring, and review of in-country programmes
 - In-country youth coordination
- ▼ UNCTs also reported on how they supported the above actions WITH youth

✔ Self-Reported Progress by UNCTs

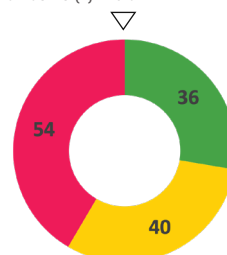
- 95%* UNCTs supported at least one area; 50% of UNCTs supported all 7 areas.
- **Top areas supported:**
 - Policy alignment (90%)*
 - Disaggregated data (90%)*
 - Engaging youth in design, monitoring and review of in-country programmes (85%)*
- **Top sectors supported:**
 - Education (95%)
 - Employment/Labor (85%)
 - Health (85%)
- **Support 'FOR' youth was higher than 'WITH' youth, for example:**
 - Policy alignment FOR youth 90%*, WITH youth 80%
 - Public finance FOR youth 80%*, WITH youth 25%
- **Top performing UNCTs:** Europe and Central Asia (2): Kosovo***, North Macedonia Asia Pacific (1): India



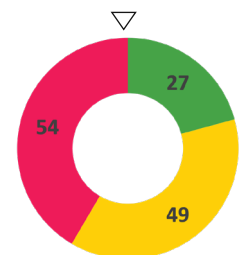
KPI 11. Leave No Youth Behind (LNOB): Assessment and action



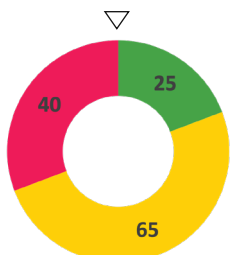
KPI 12.1 Policy alignment to SDGs for youth development



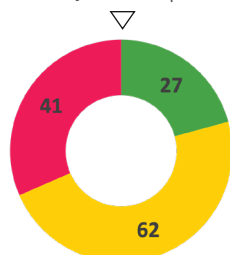
KPI 12.2 Policy coherence for youth development



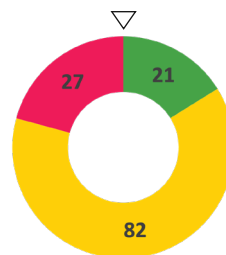
KPI 13. Public finance for youth development



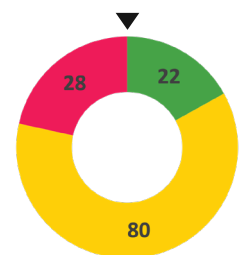
KPI 14. Disaggregated data on youth for decision-making



KPI 15. Youth in design, monitoring, and review of in-country programmes



KPI 16. In-country youth coordination mechanisms



KPI 6.4 Meaningful Youth Engagement in UNCT support to Governments on SDGs

*Includes UNCTs that support at least 1 area/sector/criteria

*** All references to Kosovo in the present report shall be understood in the context of Security Council resolution 1244 (1999).

UNCTs, youth-led solutions, Knowledge Exchange, Communication and Advocacy

How to Read:

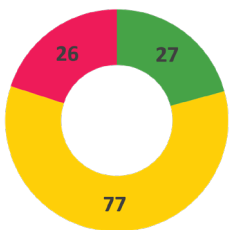
UNCTs reported on support FOR youth across 3 areas:

- Investments in youth-led solutions
- Knowledge Exchange and
- Communication and Advocacy

UNCTs also reported on how they supported the above actions WITH youth

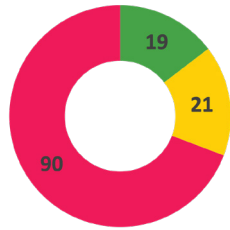
Self-Reported Progress by UNCTs

- 80% of UNCTs supported investments in youth-led solutions; 65% of these UNCTs supported investments WITH youth
- 30% of UNCTs included youth in Knowledge Exchange plans; 80% of Knowledge Exchange in these UNCTs were done WITH youth
- 60% of UNCTs included youth in joint Communication and Advocacy plans; 40% of these plans included considerations for ensuring accessibility of youth with disabilities. 90% of these UNCTs with youth plans activated campaigns WITH youth.
- **Top performing UNCTs:** Europe and Central Asia (1): North Macedonia, Asia Pacific (2): India, Pakistan



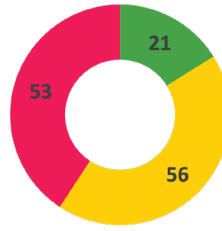
KPI 17.

Investments in youth-led solutions



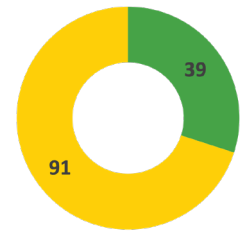
KPI 18.

UNCTs, youth and Knowledge Exchange



KPI 19.

UNCTs, youth, Communication and Advocacy



KPI 6.5

Meaningful Youth Engagement in UNCT-led projects and campaigns

Youth focus in UN Sustainable Development Cooperation Frameworks

How to Read:

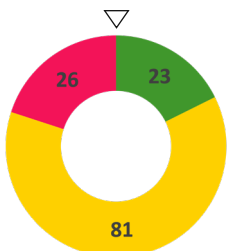
UNCTs reported on 7 areas 'FOR' youth:

- Youth Situational Analyses (YSA) in Common Country Analyses (CCAs)
- Results for youth in UNSDCFs
- Youth2030 in Joint Work Plans (JWP)
- Youth2030 in Business Operations Strategy (BOS) implementation plans
- Funding for youth results: Planned vs Available
- Funding for youth results: Available vs Utilized
- Transparency of youth results in UNCTs

UNCTs also reported on how they supported actions WITH youth

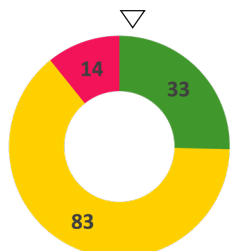
Self-Reported Progress by UNCTs

- 90% of the UNCTs include results for youth in UNSDCFs; 80% are backed by a YSA
- 80% of JWPs include Youth2030 programme priorities
- 10% of the BOS implementation plans include Youth2030 priorities
- 55% of UNCTs have no information on funding (planned, available, utilized) on youth
- 35% of UNCT reports on youth are available publicly
- 60% of UNCTs design and implement their UNSDCF's 'WITH' youth
- **Top performing UNCT:** Africa (1): Gambia



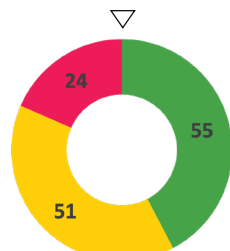
KPI 1.

Youth situational analyses in Common Country Analyses (CCAs)



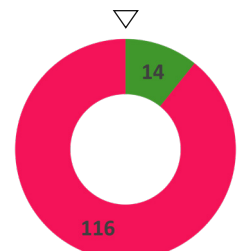
KPI 2.

Results for youth in United Nations Sustainable Development Cooperation Frameworks (UNSDCFs)



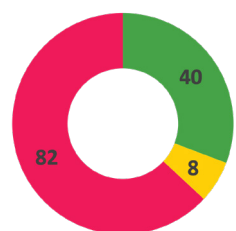
KPI 3.1

Youth2030 in Joint Work Plan (JWP) of UNCTs



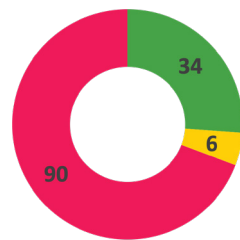
KPI 3.2

Youth2030 in Business Operations Strategy (BOS) implementation plan of UNCTs



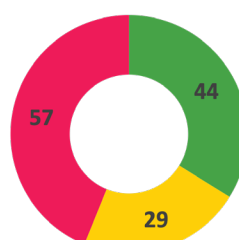
KPI 4.1

Funding for youth results in UNSDCF's (Planned vs Available)



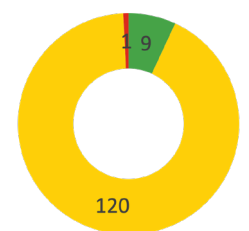
KPI 4.2

Funding for youth results in UNSDCF's (Available vs Utilized)



KPI 5.

Transparency of youth results in UNCTs



KPI 6.3

Meaningful Youth Engagement in UNSDCF processes of UNCTs

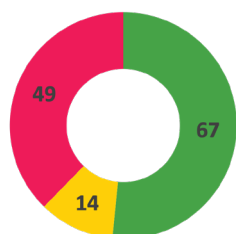
How to Read:

▼ UNCTs reported across 6 areas FOR and WITH youth

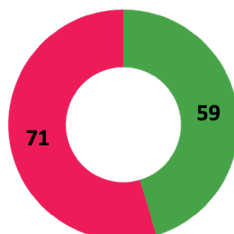
- Internal youth coordination architecture
- Capacities for Youth2030 implementation
- Youth workforce
- Fair and quality internships
- Categories of youth (groups) engaged by the UNCTs
- Policies and processes in UNCTs for meaningful youth engagement

✔ Self-Reported Progress by UNCTs

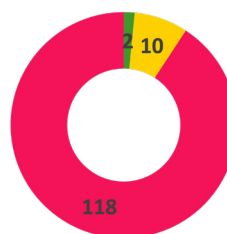
- 50% of UNCTs are coordinated through a results group/ thematic group/ task team for joint action on youth
- 10% of the UNCTs have introduced innovations on youth workforce in their BOS plans
- 10% of the UNCTs have introduced innovations to improve fairness and quality of internships in their BOS plans
- 20% of UNCTs engaged all 4 categories of youth (groups); The commonest category of youth engaged were networks of youth, both formal and non-formal (90%)
- **In the UNCTs that engaged networks of youth, the networks engaged were:**
 - Networks of girls and young women (80%)
 - Networks of youth (formal, non-formal) at grassroots level (75%)
 - Youth with disabilities (45%);
 - Youth living with HIV (45%)
 - LGBTQ+ youth (40%)
 - Migrant youth (35%),
 - Refugee youth (35%)
 - Networks of youth (formal, non-formal) in conflict-affected areas (30%)
 - Indigenous youth (20%)
- **UNCTs policies and processes in place for meaningful youth engagement:**
 - 15% of UNCTs have all (or almost all)
 - 55% have partial
 - 30% have none
- **Top Performing UNCTs:** Africa (4): Cameroon, Gambia, Mali, South Africa
Asia Pacific (2): India, Thailand
Europe and Central Asia (1): Uzbekistan



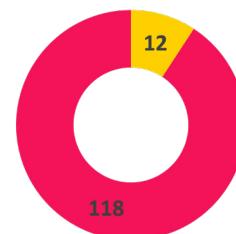
KPI 7.
Youth coordination architecture
in UNCTs



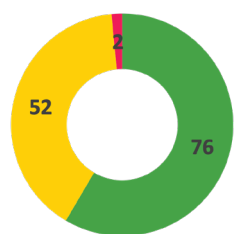
KPI 8.
Capacities for Youth2030
implementation in UNCTs



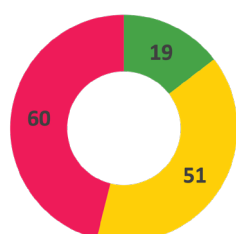
KPI 9.
Youth workforce
in UNCTs



KPI 10.
Fair and quality internships
in UNCTs



KPI 6.2
Meaningful Youth Engagement-
Categories of youth groups engaged



KPI 6.1
Meaningful Youth Engagement-
UNCT policies and processes